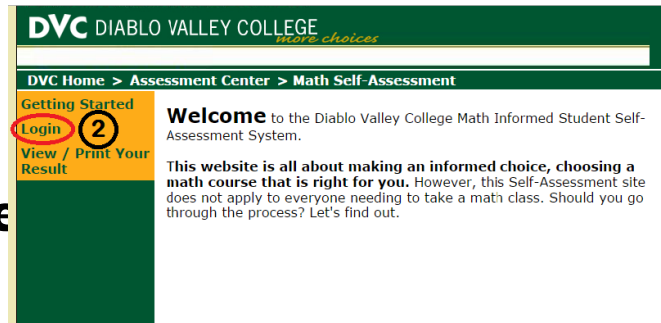


How do I take the Informed Student Self Assessment (ISSA)?

1. Go to www.dvc.edu/ISSA
2. Click TAKE ISSA NOW
3. Click LOGIN
4. Enter in your INSITE username and password
5. Select START MATH SELF ASSESSMENT PROCESS

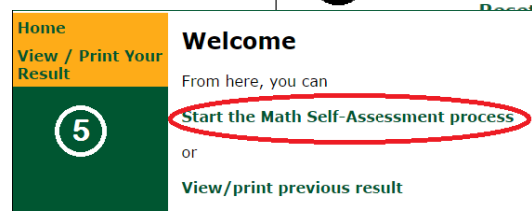


INSITE PORTAL LOGIN ID: * For example: JBond007

PASSWORD: * Password is case sensitive

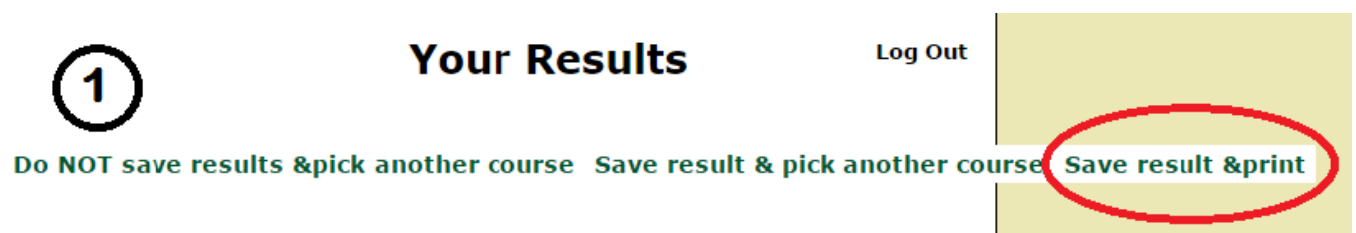
4 Log In

[Reset Password](#) [Forgot Password](#) [Log Out](#)



How do I print the Informed Student Self Assessment (ISSA)?

1. Once you have completed the ISSA, you will need to click SAVE & PRINT.
 *Important: If you do not click save and print, your results will not save.



2. Once you clicked "Save result & print", you are now finished. Congratulations!

