

International Student Application Process

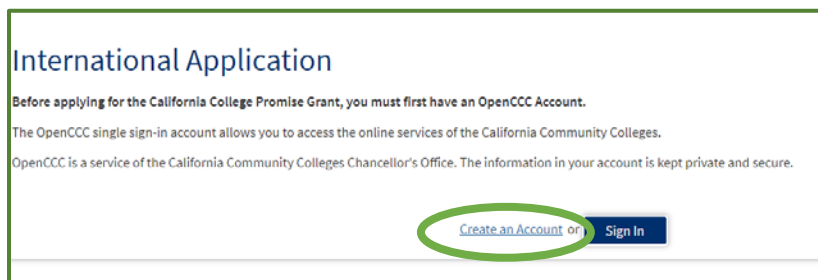
The Diablo Valley College international student application is a three-step process:

- 1. Create a CCCApply account and completing the DVC International Student Application:** [Application](#)
Creating a CCCApply account and completing the Diablo Valley College international student application will take about 30 minutes. After you create and account, you will be automatically directed to complete the DVC International Student Application. Please use these directions to guide you: [Step by Step Guide](#)
- 2. Pay the \$50 application fee.**
After you complete the online application, you will receive an email with instructions for how to pay your application fee. Your application will not be processed until the application fee is paid.
- 3. Email the following required documents to Intlapp@dvc.edu:**
 - **All students:** A copy of your passport, [proof of English proficiency](#) and financial support documents (bank statement showing at least \$23, 966) and [Financial Sponsor Form](#), OPTIONAL: [Student Consent and Release Form](#)
 - **Students under 18:** Proof of high school graduation, [Minor Consent Form](#)
 - **Transfer students:** Copy of I-20 and F1 student visa
 - **Students with agents:** [Agent Form](#)

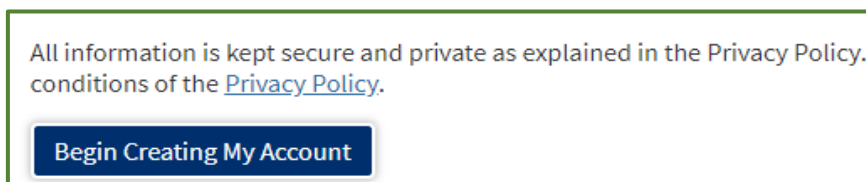
Instructions for Completing the Online Application

Step 1: Create an account

Before completing a Diablo Valley College international student application, you must create a CCCApply account. Please click [here](#) to begin.



After you click “Create an Account”, click, “Begin Creating My Account” at the bottom of the page.



The next page asks if you have a Social Security Number. Click “NO” then click “Continue”.

Social Security Number

The Social Security Number (SSN) or Taxpayer Identification Number (TIN/iTIN) is used by the college as a means of matching student records, facilitating federal financial aid, and reporting tax-related information to the Internal Revenue System (IRS). However, it is not required for admission.

[Why am I being asked for my social security number?](#)

Do you have a social security number or taxpayer identification number?

Yes, I have a social security number or taxpayer identification number.

No, I do not have a social security number or taxpayer identification number, or I decline to provide one at this time.

[Continue](#) or [Cancel](#)

The next screen asks you confirm you do not have a social security number. You must check this box before you can continue.

Do you have a social security number or taxpayer identification number?

Yes, I have a social security number or taxpayer identification number.

No, I do not have a social security number or taxpayer identification number, or I decline to provide one at this time.

i Just Remember...

Providing a social security number or taxpayer identification number is not required with respect to non-U.S. resident students (whether documented or undocumented), students taking noncredit courses, students whose qualified tuition and related expenses are waived or paid with scholarships or paid by an institutional third party including an employer or government agency. (26 C.F.R. § 1.6050S-1.) A SSN or TIN/iTIN is not required when IRS reporting is not required.

Check this box if you are a student enrolled exclusively in noncredit courses, an undocumented student, an international student, a nonresident alien, or another exception and do not have a social security number or taxpayer identification number.

[Continue](#) or [Cancel](#)

In the next screen, type your permanent address (your address in your home country) to create a username and password. This username and password are for your CCCApply account. These are **NOT** your DVC username and password. Those will be emailed to you after you complete your Diablo Valley College International Student Application.

When you successfully complete your CCCApply account set-up, you will see a screen that looks like this (**Note:** You are not finished applying to DVC yet. See **Step 2** below):

Account Created

Your secure OpenCCC account has been created.

Please take a moment to ensure that you remember your username and password.

Your CCCID is: AAG0327

Next Step

Continue to a Secure CCC Application

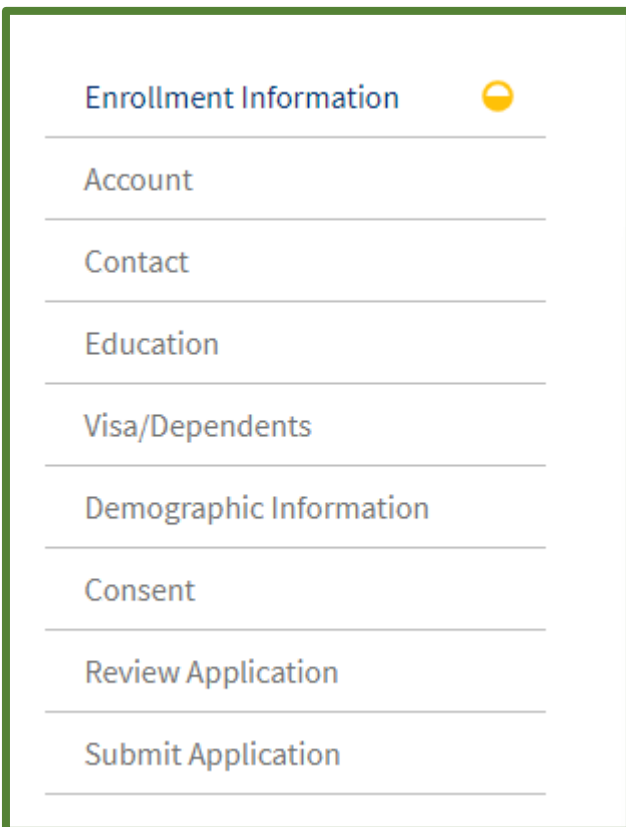
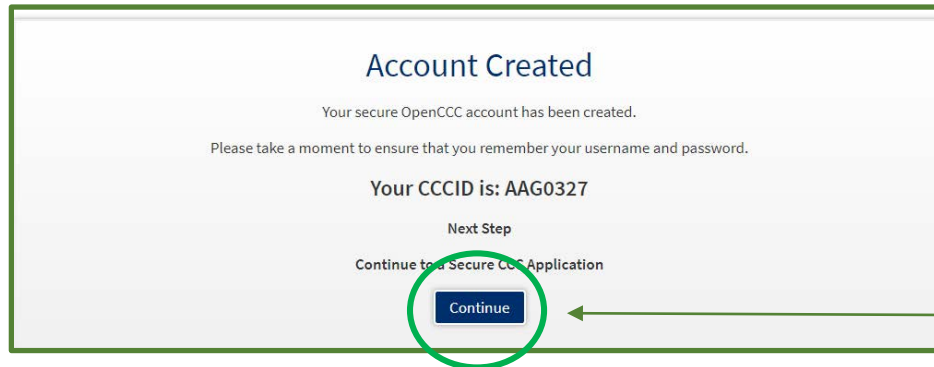
[Continue](#)

Step 2: Complete the Diablo Valley College international student application.

This step is where you include your address, educational goals, education history, selected major and other important details about you.

You can save each page and return to the application if necessary. This application will take 30 minutes to complete.

After you successfully created an account, you will see this screen. Please click the blue “**continue**” tab to complete the Diablo Valley College international student application.



There are 9 pages in the Diablo Valley College international student application. This application will take approximately 30 minutes to complete. You can save each page to return to the application later.

Once you successfully complete the DVC international student application, you will receive a confirmation email within 1 hour.

Don't forget! After you complete the DVC international student application, your next steps are to pay the \$50 application fee and email your required documents to intlapp@dvc.edu. An email will be sent to you with instructions for how to complete these steps.

Questions?

For technical support with the application, please contact CCCApply at +1- 877-247-4836 or support@openccc.net

For general DVC international admissions questions, please email iso@dvc.edu