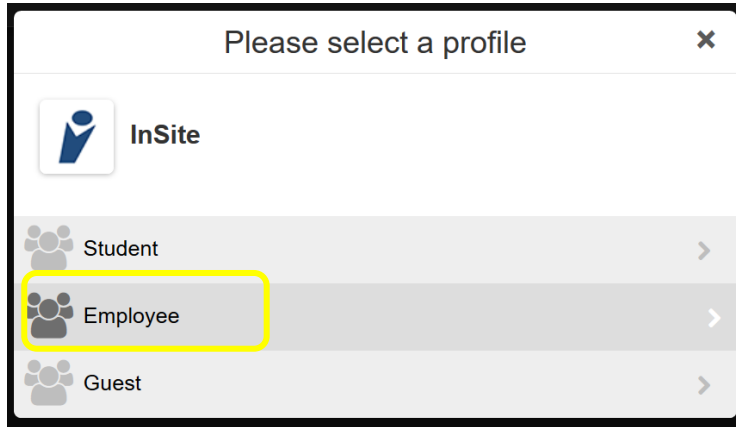



Requesting Canvas “Combo” sites

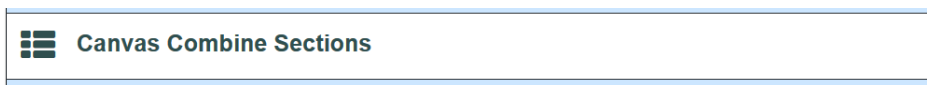
1. Log in to the **Insite** Portal
2. Make sure you are on the **Employee** profile (you probably already are 😊)



3. Once you see all the tiles, click on the **Resources** tile. (The order of your tiles may be different from below, but you *will* have this Resources tile!)



4. Click on the link called “Canvas Combine Sections”.



5. This will bring you to the form to combine sections into a single Canvas site, with easy-to-follow steps. In a few hours, you will find the combined site on your dashboard.