


### Step 5:

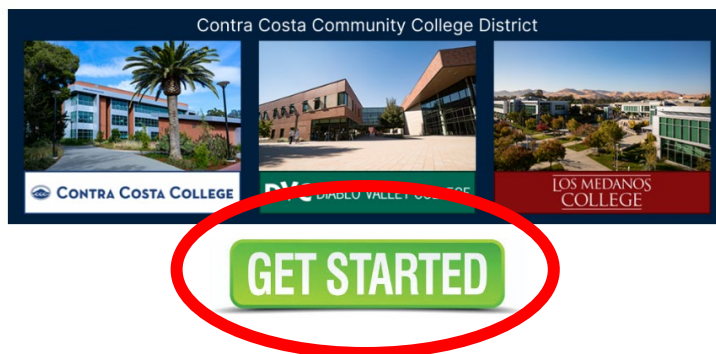
Click on the first option if you would like the online orientation to be in English or click on the second option if you would like the orientation to be in Spanish.



### Step 6:

Once you select your language, click the “Get Started” button to start the orientation.

#### New Student Orientation




### Step 7:

Read all the directions before beginning the orientation!

There will be a list tips for navigating the orientation, should you have any questions about the process.

#### Tips for Navigating the Orientation

- **NAVIGATION** – Use the Previous and Next buttons (lower left and right corners) to move from page to page.
- **SOUND** – Turn up your speakers for audio/video supplemental tools.
- **LINKS** – Select hyperlink provided for more information.
- **ORIENTATION REVIEW QUIZ** – Once all sections are complete, you may take the quiz. You must answer eight out of 10 questions correctly to complete the orientation. You can retake the quiz as many times as necessary and there is no penalty for missing questions.
- **QUESTIONS** – If you get stuck or need help at any time, please select the  icon (upper right corner). This button will take you to a page where you can access student support links or ask Laverne (our helpful chatbot) any questions that you have about our Colleges.
- **TAKE A BREAK** – You may leave this orientation at any time and return later. We will remember where you left off.

If you have any questions during this orientation, please email your college's help email using the Canvas Inbox. Alternatively, you can email one of the following addresses:

## Step 8:

To continue through the orientation module, click the “Next” button at the bottom right of the page.

Upon successful completion of the online orientation, you will be able to demonstrate an understanding of the following:

- The requirements for a chosen educational pathway
- The importance of 4CD college placements for English or English as a Second Language (ESL) and math
- Proven academic planning strategies
- 4CD college information, policies, and procedures

We care about your success and are committed to supporting you in your educational journey.

To continue with orientation, select **Next** (bottom right-hand corner). Let's get started!

Video Transcript

[Music]

Opportunity, affordability and student success. It all adds up. That's what you get at Contra Costa College, Diablo Valley College, and Los Medanos College.

Next ▶

## Step 9:

As you approach the end of the orientation, there will be a quiz on the content.

Click the “Take the Quiz” button to start.

You must pass the quiz, scoring an 8/10 or higher, to prove that you have completed the orientation.

You are only required to pass this quiz once. Once you pass, you are finished with the online orientation.

## Quiz (active) ▲▼

Due	No due date	Points	10	Questions	10
Time Limit	None	Allowed Attempts	20		

## Instructions

Welcome to the final quiz. You must answer 8 out of 10 questions correctly to receive the benefits for completing the New Student Orientation.

After you have successfully completed the quiz with at least 8 out of 10 correct, please click "NEXT" at the **bottom of the page** and select your college to learn more.

If you score **less than 8 on the quiz**, please review the information in the modules, and **try the quiz again. You may attempt the quiz as many times as necessary.**

Take the Quiz